

# Components Of VPRP






Aajeevika  
National Rural Livelihoods Mission  
Government of India



Kudumbashree  
Kerala State Poverty Eradication Mission  
Government of Kerala

Kudumbashree-National Resource Organization

# Entitlement Plan Preparation for VPRP



# What is Entitlement Plan ?

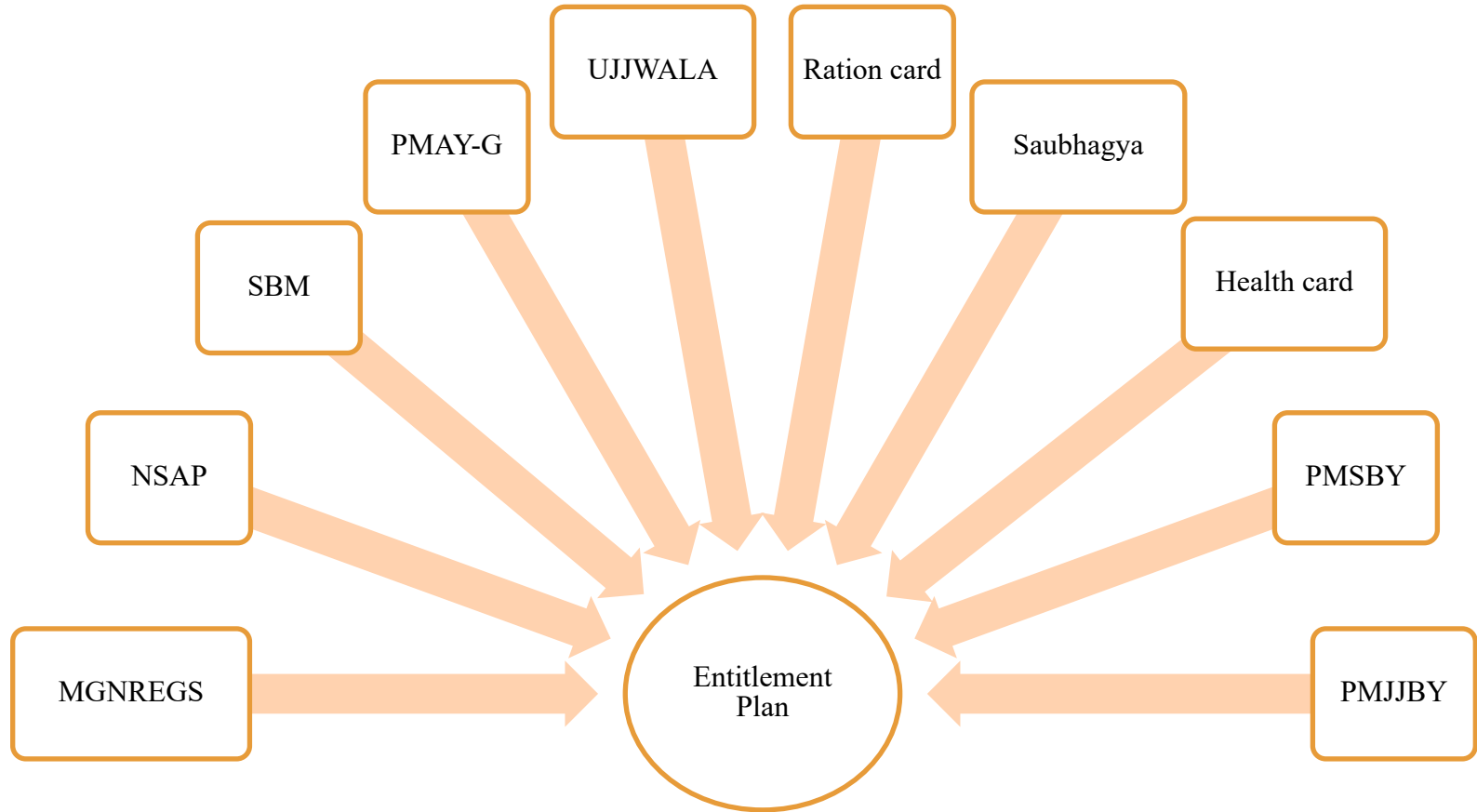
1. It's a participatory demand plan prepared by SHG members
2. This includes demands for Centrally and State Sponsored Schemes of eligible SHG members
3. The plan aims to disseminate last mile information about Centrally and State Sponsored Schemes
4. Entitlement Plan is made at the SHG Level, consolidated at the VO level and then at the GP Level
5. Entitlement demand Plan will ensure maximum integration of entitlements demanded from community in GPDP Plans

# Preparations for making an Entitlement Plan

1. Prepare a schedule with date and timing for all the SHGs during *VO concept seeding meeting* for conducting Entitlement Plan Preparation
2. Prior information to the SHG members about the date and time of meeting
3. SHG members should be advised before hand to bring valid id cards. Eg: Ration Card, Aadhar Card, Job Card etc..
4. Facilitator should have clarity on criteria (State/Central) for each entitlement for which data is being collected.



# Schemes covered under Entitlement Plan



# Process of Entitlement Plan Preparation


## **SHG Level Demand Preparation:**

Entitlement Demands of SHG members will be prepared on a prioritized basis in each SHG.



## **VO Level Summary Sheet/ Consolidation :**

The SHG level demands have to be attached along with the VO summary sheet at VO level. Demands of vulnerable/PoP members outside SHG fold should be added at this level. This will be the VO level Entitlement Plan



## **GP Level Summary Sheet / Consolidation:**

If there are more than one VO in a GP, then the VO level Entitlement plans should be attached along with the GP summary sheet at GP level. GP level prioritization of beneficiaries should be conducted during *GP prioritization and consolidation meeting*. This will be the GP level Entitlement Plan

# Basis for Prioritisation

- SHGs should discuss and write the names of beneficiaries in the order of priority
- Vulnerable or the marginalised section of the community get preference on availing benefits.
  - Person with Disability
  - Elderly
  - Women headed households including single mother, unwed mother, abandoned, widow and separated etc.
  - Victims of witch hunting
  - Particularly Vulnerable Tribal Groups
  - Scheduled Caste and Scheduled Tribe
  - Homeless and destitute
  - Bed ridden/ Paralyse
  - Persons belonging to Transgender communities
  - Bonded labourers, Migrant labourers
  - Persons with terminal or Incurable disease
  - Woman victims of atrocities/trafficking
  - Sanitation workers
  - Households with no source of income

# SHG level Entitlement Plan Preparation

1. Prepared at SHG level in a SHG meeting
2. Name of beneficiaries of each demand at SHG is captured
3. Always write the name of the beneficiaries in the order of priority
4. Schemes covered are:
  1. MGNREGS : Job Card , Individual work demand and Community work demand
  2. NSAP: Old age pension, Widow pension and Disability pension
  3. SBM
  4. Health Card
  5. Ujjwala Scheme
  6. Ration card
  7. Saubhagya
  8. PMSBY
  9. PMJBY
  10. PMAY –G
5. States can always add any other state specific schemes into the list

Formats

## Things to Remember

1. Do not call a meeting randomly, fix a date and time for each SHG based on the discussion during *VO concept seeding meeting* .
2. Facilitator should remind the SHG leaders about the SHG meeting for plan preparation at least one day before the plan preparation
3. Facilitator should inform the SHG that these are demands and its not necessary that all the demands will get fulfilled.
4. Collecting of contact numbers of SHG leaders will help in better coordination.
5. Always remember, it is a process of participatory planning.
6. The name of beneficiaries should be written in prioritised order in SHG format
7. Keep the column '*Rank for prioritization*' blank while doing SHG level plan preparation.



Entitlement Plan preparations in Tripura & Assam

# Components Of VPRP








Aajeevika  
National Rural Livelihoods Mission  
Government of India



Kudumbashree  
Kerala State Poverty Eradication Mission  
Government of Kerala

Kudumbashree-National Resource Organization

# Livelihood Plan Preparation for VPRP



# What is Livelihood Plan?

1. The plan consist of Livelihood demands from SHG members
2. To create avenues for new livelihood opportunities and provide the required support
3. Plan covers both Individual as well as group demands of SHG members
4. Livelihood Plan focuses on three major sectors, which are Farming, Animal Husbandry and Micro Enterprise
5. Livelihood Plan is made at the SHG Level, consolidated at the VO level and then at the GP Level

# Preparations for making a Livelihood Plan

1. Prepare a schedule with date and timing for all the SHGs during *VO concept seeding meeting* for conducting Livelihood Plan Preparation
2. Prior information to the SHG members about the date and time of meeting
3. Facilitator should be aware of the various schemes and supports provided for livelihood by different departments and SRLM
4. Demands corresponding to livelihoods can be considered under GP/ Local bodies fund as well as through available schemes / services from various departments

# Sectors of Livelihood Plan

## FARMING

1. Comprises of demands for individual and group farming on own & lease land
2. The demand plan may also specify support that the SHG member requires
3. The demands for farming can be addressed either through local bodies or departments
4. Agriculture Department , Horticulture Department, Land, Soil and Water Conservation Department, Irrigation Department, Sericulture Department

## ANIMAL HUSBANDRY

1. Demands for both individual and group initiatives
2. Comprises of demands for livestock rearing like cows, goats, buffalo, poultry, fishery, etc.
3. The demand plan may also specify support that the SHG member requires for animal husbandry
4. The demands for animal husbandry can be addressed either through local bodies or departments
5. Animal husbandry department, Fisheries department

## MICRO ENTERPRISES

1. Comprises of demands to start micro enterprise units, for both individual and group enterprises.
2. The demand plan may also specify support that the SHG member requires
3. The demands for micro enterprises can be addressed either through local bodies or departments
4. Ministry of Micro, Small and Medium Enterprises & Food processing Industries

# Examples of livelihood demands and the supports

## FARMING

- Banana Plantation
- Coconut Plantation
- Rice/wheat Plantation
- Lemon Plantation
- Vegetable Cultivation

### Examples of Support:

- Equipment
- Subsidy for equipment
- Irrigation facilities
- Soil Testing
- Crop Insurance
- Seeds/ Saplings
- Training

## ANIMAL HUSBANDRY

- Poultry
- Goatry
- Fishery
- Piggery
- Cattles
- Bee keeping

### Examples of Support:

- Quality Livestock
- Infrastructure for livestock
- Fodder
- Vaccine / Veterinary Services
- Subsidy for the purchase of livestock
- Animal Insurance

## MICRO ENTERPRISES

- Weaving
- Papad-making
- Garment store
- General store
- Bakery
- Beauty parlour
- Catering services
- Sound and Light rental

### Examples of Support:

- Designing and packing
- Equipment for food processing, drying, handloom, Handicraft etc
- Storage Units
- Training

# Process of Livelihood Plan Preparation

## **SHG Level Demand Preparation:**

Livelihood Demands of SHG members/ group of members will be prepared in each SHG on the basis of priority.

- 1.Farming : Individual & Group Farming
- 2.Animal Husbandry : Individual & Group
- 3.Micro Enterprise : Individual ME & Group ME

## **VO Level Summary Sheet / Consolidation :**

The SHG level demands have to be attached along with the VO summary sheet at VO level. Demands of vulnerable/PoP members outside SHG fold should be included at this level. This will be the VO level Livelihood Plan

## **GP Level Summary Sheet / Consolidation :**

If there are more than one VO in a GP, then the VO level Livelihood plans should be attached along with the GP summary sheet at GP level. GP level prioritization of the demands should be conducted during *GP prioritization and consolidation meeting*. This will be the GP level Livelihood Plan

# Basis for Prioritisation

- SHGs should discuss and write the names of beneficiaries in the order of priority
- Vulnerable or the marginalised section of the community get preference on availing benefits.
  - Person with Disability
  - Elderly
  - Women headed households including single mother, unwed mother, abandoned, widow and separated etc.
  - Victims of witch hunting
  - Particularly Vulnerable Tribal Groups
  - Scheduled Caste and Scheduled Tribe
  - Homeless and destitute
  - Bed ridden/ Paralyse
  - Persons belonging to Transgender communities
  - Bonded labourers, Migrant labourers
  - Persons with terminal or Incurable disease
  - Woman victims of atrocities/trafficking
  - Sanitation workers
  - Households with no source of income

# SHG level Livelihood Plan Preparation

1. Prepared at SHG level in an SHG meeting
2. Name of individuals / groups interested in livelihood is captured
3. Always write the name of the individuals / groups in the order of priority
4. Sectors covered are:
  1. Farming : Individual and Group
  2. Animal Husbandry : Individual and Group
  3. Micro Enterprise : Individual and Group
5. Support for each sector of livelihood demands can come either from GP/ local bodies or from different departments



Formats

# Things to remember

1. Do not call a meeting randomly, fix a date and time for each SHG based on the discussion during *VO concept seeding meeting*.
2. Facilitator should remind the SHG leaders about the SHG meeting for plan preparation at least one day before the plan preparation
3. Facilitator should inform the SHG that these are demands and its not necessary that all the demands will get fulfilled.
4. Collecting of contact numbers of SHG leaders will help in better coordination.
5. Always remember, it is a process of participatory planning.
6. The name of beneficiaries should be written in prioritised order in SHG format
7. Keep the column '*Rank for prioritization*' blank while doing SHG level plan preparation



Livelihood Plan preparation in Manipur